




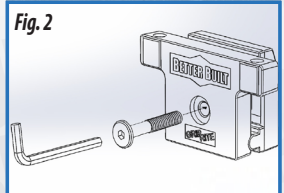
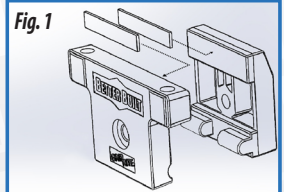
GRIP RITE

NO-DRILL TRUCK TOOL BOX MOUNTS

Don't drill holes in your truck!

MOUNTING INSTRUCTIONS

1. Attach the included adhesive foam pads to the upper part of each Grip Rite® half (Fig. 1).
2. Holding the two Grip Rite® halves together, partially thread the 5/16" bolt through the center hole, then set aside (Fig. 2). Repeat for second pair of Grip Rite® halves.
3. Using a tape measure to place each Grip Rite® in a location approximately 20" (26" for wider boxes) from the front of the truck bed, that will align under the tool box "wings". Loosely attach the Grip Rites® to the truck bed rails. Do not tighten.
4. Set tool box in position over the Grip Rites® on the truck bed rails. Make certain that the open lid will not strike the cab. Align the box to be square with the truck bed.
5. For toolboxes without pre-punched mounting slots, see steps 6 and 7. For most Better Built® brand toolboxes, skip to step 8. (Excludes Side Mount and Top Mount boxes)
6. Mark Grip Rite® mounting hole locations on the bottom of the tool box with a felt tip pen (Fig. 3). By adjusting the Grip Rite® location on the truck bed rail, it can be aligned with the locations marked.
7. Remove the tool box and drill 3/8" holes in the marked positions through the box only.
8. Tighten the Grip Rites® to the truck bed rails. DO NOT OVERTIGHTEN. Place tool box in position and align drilled holes or mounting slots with Grip Rite® mounting holes.
9. Insert hex head screw through fender washer and tool box, into the Grip Rite® body (Fig. 4). Tighten with included hex wrench. Most tool boxes can utilize the Grip Rite® mounting system. You must measure the offset locations carefully and drill the 3/8" mounting holes 3 3/8" apart. Better Built® includes specific installation instructions with the different styles of truck boxes it manufactures.



Part No. 29510402

Note: Over the rail bed liners will require cutting a 4 1/2" x 3" hole to accommodate Grip Rite®

LIMITED WARRANTY

Daws Manufacturing Company, Inc. (Daws) warrants that this product is free from defects in material and workmanship for a period of two years from the original date of purchase. In the event of a defect, the product will be replaced or repaired at the option of Daws when sent, postage prepaid, to Daws with proof of the purchase date.

This warranty applies only to defects in material and workmanship and does not extend to defects resulting from abuse of the product, accident, or use of the product for purposes not intended by the manufacturer.

THIS WARRANTY STATES THE ENTIRE LIABILITY OF DAWS WITH RESPECT TO THE PRODUCT. ANY IMPLIED WARRANTIES OF MERCHANTABILITY AND FITNESS FOR PARTICULAR USE ARE LIMITED TO THE DURATION OF ANY EXPRESS WARRANTIES STATED HEREIN. UNDER NO CIRCUMSTANCES WILL DAWS BE RESPONSIBLE FOR ANY INCIDENTAL OR CONSEQUENTIAL DAMAGES ARISING OUT OF NEGLIGENCE, BREACH OF THIS WARRANTY, OR ANY IMPLIED WARRANTY, AND SUCH DAMAGES ARE SPECIFICALLY EXCLUDED HEREIN.

IF THE PRODUCT IS USED FOR A BUSINESS OR COMMERCIAL PURPOSE, ANY IMPLIED WARRANTIES OF MERCHANTABILITY AND FITNESS FOR PARTICULAR USE ARE EXCLUDED COMPLETELY, OR TO THE FULL EXTENT PERMITTED BY LAW.

For Customer Service or warranty information call 1-800-366-8269

or visit us at

www.DawsBetterBuilt.com



Find us on Facebook

www.facebook.com/LifeBetterBuilt

DESIGNED IN THE USA

MADE IN TAIWAN